



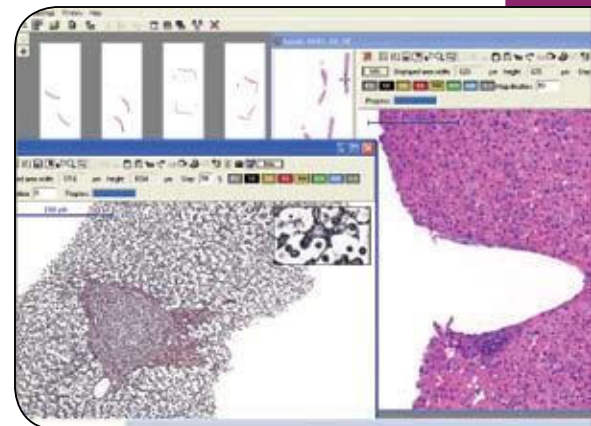
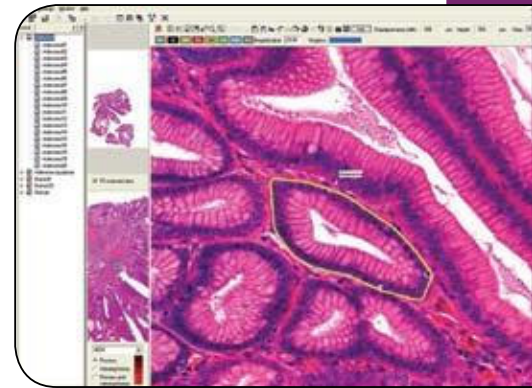
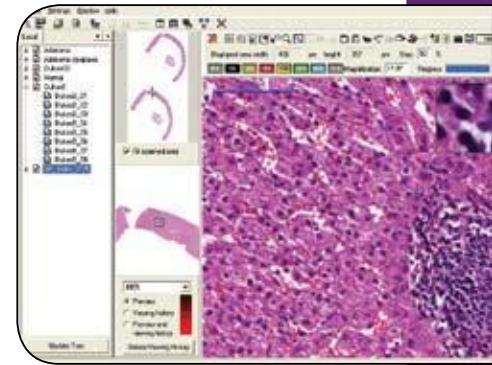
Pannoramic Viewer

Software application

The digital slide viewer application is the Pannoramic system's interface for medical and biological professionals. Developed by 3DHISTECH since 1997 the Pannoramic Viewer has an ergonomic user interface to optimize workflow and efficiency.

Features:

- Thumbnail preview of slides and label area
- Brightness, contrast and gamma setting per channel and globally
- Viewing of multiple linked slides in parallel
- Square, freehand, point and measurement annotation
- Annotation data export to Excel compatible file (CSV)
- Display and storage of examined area and used magnification range
- Scan information display - scan date, objective magnification, pixel size, files size, total number of tiles
- Publication quality image capture of displayed areas
- TIFF, MIRAX Slide and Meta-XML export for Carl Zeiss AxioVision™ compatibility
- Synchronized multi-user teleconsultation
- Slide report creation
- HTML measurement report
- Full keyboard control for faster use
- Scanmap export for rescanning existing digital slides



Get used to the idea of working from the comfort of your arm chair with a more convenient tool than the microscope: the Pannoramic Viewer!

3DHISTECH Ltd.
Konkoly-Thege Miklos st. 29-33., Build. 18.
H-1121 Budapest, Hungary
Phone: +36-1-392-2274 Fax: +36-1-392-2725

3DHISTECH USA INC.
545 Island Rd., Suite 2D, Ramsey, NJ 07446, USA
Phone: +1-212-518-3344