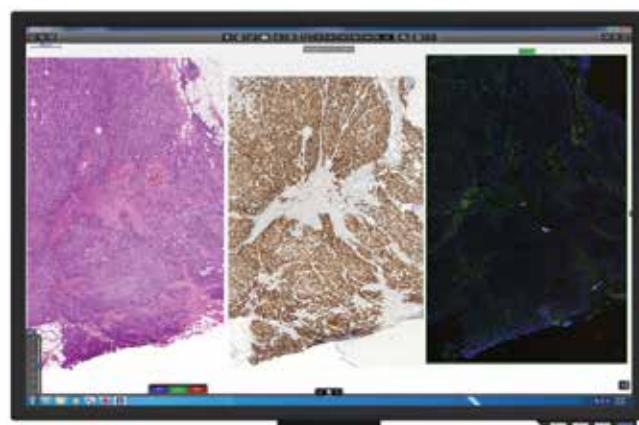


3DHISTECH

Solution resides in the details

CASEVIEWER

Diagnosis usually depends on more than one slide as the doctors look for marker specific differences, using different stains. CaseViewer from 3DHISTECH is designed for effective work with cases of digital slides and is available on multiple platforms. Easy to use, intuitive interface and high performance – the right solution for clinical pathology!



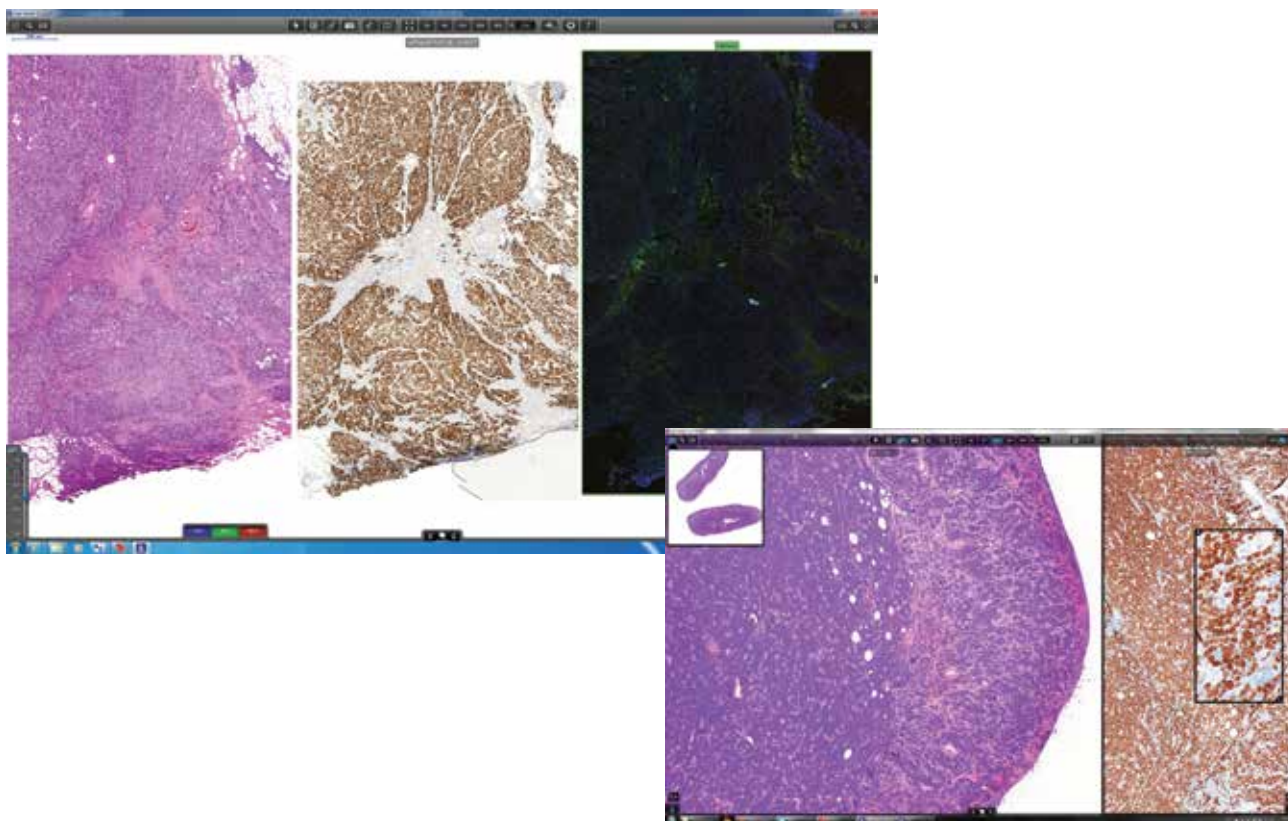
FEATURES

- Powerful slide viewer and browser for CaseCenter access in one
- Parallel view of slides for comparison on one screen
- Easy navigation through the slides of the case
- Predefined, fix sized annotations for 20x, 40x fields of views
- Arbitrary slide rotation
- Supports SlideDriver for microscope-like navigation on digital slides
- Supports high resolution monitors
- Available for Windows, Mac OS X, iOS (Android version coming soon)




VirtualTray

- Slides and parts of slide scan be replicated without changing the original slide or increasing storage needs
- Automatic alignment of different stainings of the same block



Production and
development by

3DHISTECH LTD.
Konkoly-Thege Miklos st. 29-33., Bldg. 6.
H-1121 Budapest, Hungary
Phone: +36-1-392-2274 Fax: +36-1-392-2723
Info: info@3dhistech.com www.3dhistech.com



3DHISTECH