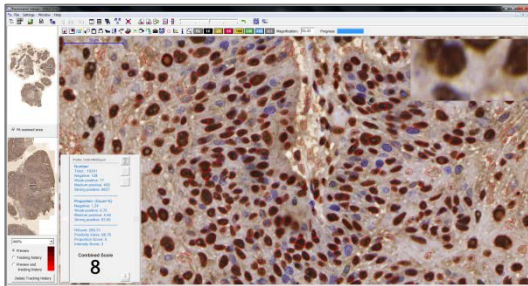
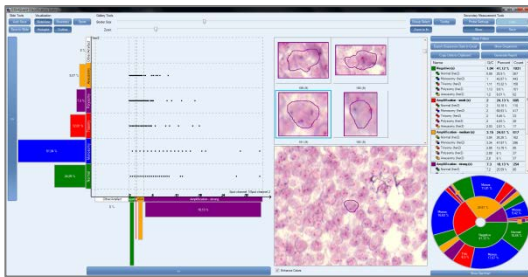


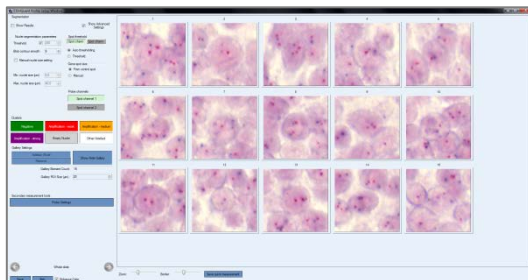
CISHQuant 1.16



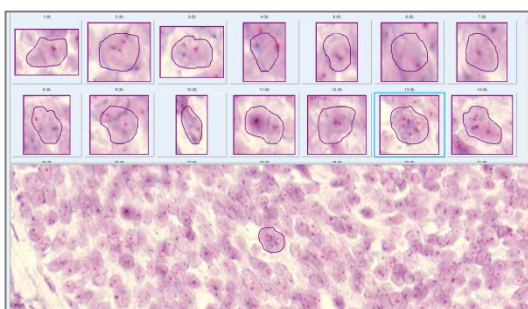
- **Brand new application** software implementing two different algorithms, **CISH** and **CISH-RNA** to the chromomeric in situ hybridization patterns, perfectly suited for detecting viral RNA



- Ever-reliable **digital image processing of tissue samples** with a rapid evaluation algorithm to give maximum aid to pathologists
- **2 measurements displayed in 1 diagram** with an option for running second test to determine ploidy of tumour cells



- **Quick Measurement mode** for mapping widely separated cells



- User-friendly display mode for transparent results in a **unique cell Gallery**